

Programme Information

Reporting Period	30 April 2018
Programme Inception Date	Jul-02
Restructure Date	Aug-14
Programme Commercial Paper Rating	A1+ (ZA)(sf) by Global Credit Ratings Co.
Maximum Programme Size	R10,000,000,000
Programme Administrator	The Standard Bank of South Africa Ltd (SBSA)
Type of Conduit	Hybrid Multiseller
Contact Person	Mike Brunke
Telephone Number	0117218101
E-mail	mike.brunke@standardbank.co.za

Liability Data

CP Outstanding	R 1 933 000 000
Longest Maturity Date	24-May-18
Shortest Maturity Date	02-May-18

Liquidity Facility

Liquidity facility available	Yes
Provider	SBSA
Credit rating of provider	P-1.za by Moodys Investor Services A1+(ZA) by Global Credit Ratings Co.
Facility	R 1 933 000 000
Amount drawn under liquidity facility	Nil

Credit Enhancement

Programme wide credit enhancement (PWCE) available	Yes
Provider	SBSA
Credit rating of provider	P-1.za by Moodys Investor Services A1+(ZA) by Global Credit Ratings Co.

Programme Wide Credit Enhancement**Facility (PWCE)**

Maximum permissible limit	R 386 600 000	20% of all Participating Assets
PWCE Limit - higher of:	R 421 394 000	
a) GCR Matrix coverage approach	R 0	The minimum credit rating accorded to any of the Participating Assets is equivalent to 'AA(ZA)', thus no PWCE is required in terms of the matrix coverage approach
b) Portfolio Credit Model (PCM)	R 421 394 000	21.8% of Participating Assets, calculated utilising a model to simulate the default behaviour of the asset portfolio
Subject to PWCE floor	R 289 950 000	15% of all Participating Assets
PWCE committed and not drawn under the facility	R 386 600 000	No amounts have been drawn to date.
Amount Proportional to CP	20.0%	

The increase in the PWCE is due Fitch's downgrade of Transnet Soc Limited from BBB- to BB+.

Disclaimer: Whilst all care has been taken by Standard Bank Limited, Reg. No. 1962/000738/06 ("the Bank") in the preparation of the opinions and forecasts and provision of the information contained in this report, the Bank does not make any representations or give any warranties as to their correctness, accuracy or completeness, nor does the Bank assume liability for any losses arising from errors or omissions in the opinions, forecasts or information irrespective of whether there has been any negligence by the Bank, its affiliates or any officers or employees of the Bank, and whether such losses be direct, indirect or consequential.

Hedge

Provider	SBSA
Credit rating of provider	P-1.za by Moody's Investor Services A1+(ZA) by Global Credit Ratings Co.
Type	Interest Rate
Exposure to conduit	R 0

Conduit Overview

Number of Sellers	Issuer:	5
Aggregate Invested Amount		R 1 936 784 468
Outstanding ABCP – face value		R 1 933 000 000
Top 5 largest transactions (% of invested amount)	Mercedes Benz South Africa Limited	38.72%
	SuperDrive Investments (RF) Limited	23.91%
	Transnet Soc Limited	21.81%
	Growthpoint Properties Ltd	15.49%
	Blue Granite 1 (RF) Limited	0.07%
Program Wind Down Event		No

Transaction Information (bonds and loans)

Asset Reconciliation

DATE	DETAILS	ISSUER NAME	STOCK CODE	NOMINAL
31/03/2018	Opening Balance			R 1 936 784 468
30/04/2018	Closing Balance			R 1 936 784 468

Disclaimer: Whilst all care has been taken by Standard Bank Limited, Reg. No. 1962/000738/06 ("the Bank") in the preparation of the opinions and forecasts and provision of the information contained in this report, the Bank does not make any representations or give any warranties as to their correctness, accuracy or completeness, nor does the Bank assume liability for any losses arising from errors or omissions in the opinions, forecasts or information irrespective of whether there has been any negligence by the Bank, its affiliates or any officers or employees of the Bank, and whether such losses be direct, indirect or consequential.

STOCK CODE	EXPECTED MATURITY DATE	FINAL LEGAL MATURITY DATE	ISSUER NAME	ASSET RATING (National Scale)*	RATING AGENCY	NOMINAL	PERCENTAGE OF POOL	COUPON / INTEREST RATE	INDUSTRY
MBSA 1	28/09/2018	28/09/2018	Mercedes Benz South Africa Limited	Aaa.za	Moody's	R600 000 000	30.98%	134	Automobiles
TRANS	21/08/2024	21/08/2024	Transnet Soc Limited	Aa1.za	Moody's	R422 500 000	21.81%	215	Transport & Logistics
GP	28/02/2019	28/02/2019	Growthpoint Properties Ltd	Aaa.za	Moody's	R300 000 000	15.49%	145	Real Estate
SPDA8	21/08/2021	21/08/2024	SuperDrive Investments (RF) Limited	Aaa.za	Moody's	R200 000 000	10.33%	185	Automobiles
SPDA6	21/08/2019	21/08/2024	SuperDrive Investments (RF) Limited	Aaa.za	Moody's	R151 000 000	7.80%	145	Automobiles
MBSA 2	24/02/2020	24/02/2020	Mercedes Benz South Africa Limited	Aaa.za	Moody's	R150 000 000	7.74%	140	Automobiles
SPDA10	21/08/2021	21/08/2026	SuperDrive Investments (RF) Limited	Aaa.za	Moody's	R112 000 000	5.78%	179	Automobiles
BG1B2U	21/02/2019	21/11/2032	Blue Granite 1 (RF) Limited	Aaa.za	Moody's	R1 284 468	0.07%	90	Residential Mortgages
Total						R1 936 784 468			

*Current Rating.
All assets are originated in South Africa.
No repurchases or substitutions were made resulting from a breach of warranty/representation

Asset Data

Weighted average time to maturity in years	4.93
Average time to maturity in years	5.22
Maximum legal maturity	21/11/2032
Maximum scheduled maturity	21/08/2024
Weighted average coupon rate	162.54

Permitted Investments

F1+	Nil
F1	Nil

Transaction Information (Receivables)

N/A

Disclaimer: Whilst all care has been taken by Standard Bank Limited, Reg. No. 1962/000738/06 ("the Bank") in the preparation of the opinions and forecasts and provision of the information contained in this report, the Bank does not make any representations or give any warranties as to their correctness, accuracy or completeness, nor does the Bank assume liability for any losses arising from errors or omissions in the opinions, forecasts or information irrespective of whether there has been any negligence by the Bank, its affiliates or any officers or employees of the Bank, and whether such losses be direct, indirect or consequential.

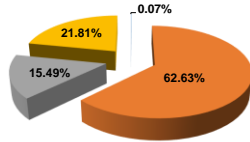
Compliance

Date	Y/N	Description	Apr-18
		Description	Comment
Enforcement Event	N	N/A	N/A
Programme Termination Event	N	N/A	N/A
CP Stop Purchase Test	N	N/A	N/A
Liquidity Event of Default	N	N/A	N/A
PWCE Draw	N	N/A	N/A
Pool Concentration Limit Breach	N	N/A	N/A

Industry Distribution

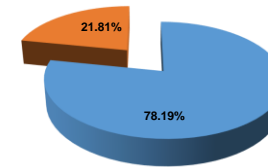
Asset Type	Percentage
Automotives	62.63%
Transport & Logistics	21.82%
Real Estate	15.49%
Residential Mortgages	0.07%

Distribution by Asset Type



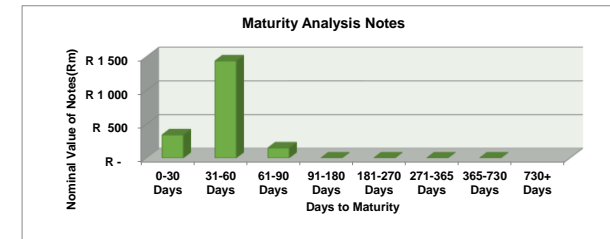
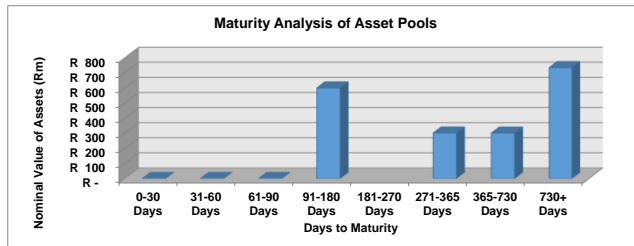
■ Residential Mortgages ■ Automobiles ■ Real Estate ■ Transport

Distribution by Asset Rating



■ Aaa.za ■ Aa1.za

Maturity Analysis



Please note that all Notes issued in terms of the 2002 Information Memorandum have been redeemed in full and all Notes currently in issue are subject to the terms and condition of the ZAR10,000,000,000 Asset Backed Multi-Seller Note Programme executed on 29 August 2014.

Disclaimer: Whilst all care has been taken by Standard Bank Limited, Reg. No. 1962/000739/06 ("the Bank") in the preparation of the opinions and forecasts and provision of the information contained in this report, the Bank does not make any representations or give any warranties as to their correctness, accuracy or completeness, nor does the Bank assume liability for any losses arising from errors or omissions in the opinions, forecasts or information irrespective of whether there has been any negligence by the Bank, its affiliates or any officers or employees of the Bank, and whether such losses be direct, indirect or consequential.

Other Facilities

Provider
 Credit rating of provider
 Type and purpose of facility

N/A

Allocation of funds

Please include a detailed table showing the flow of funds for the reporting period, in accordance with the priority of payments.

Apr-18

		6 207 978
Interest received		
Interest Paid	<u>R</u>	<u>-19 994 484</u>
Net Interest	<u>R</u>	<u>-13 786 506</u>

Transaction / Programme Events

Please include a list of all trigger events, the trigger event test, test amount, current level and if a breach has occurred. Please also include any portfolio covenants, early amortisation events, payment suspension events, programme wind down events, etc.

All assets are fully performing. N/A - Standard default of events

Other information

If information on the following is available, please include this in the report: cash reserves, loss analysis, default analysis, arrears breakdown, changes in the asset pool and any other information that would be considered relevant to an investor.

All assets are fully performing. N/A - Standard default of events

Disclaimer: Whilst all care has been taken by Standard Bank Limited, Reg. No. 1962/000738/06 ("the Bank") in the preparation of the opinions and forecasts and provision of the information contained in this report, the Bank does not make any representations or give any warranties as to their correctness, accuracy or completeness, nor does the Bank assume liability for any losses arising from errors or omissions in the opinions, forecasts or information irrespective of whether there has been any negligence by the Bank, its affiliates or any officers or employees of the Bank, and whether such losses be direct, indirect or consequential.